



EdgePower™ 54V

54V, 72W DC Power Supply
with UPS and PoE

Model: EP-54V-72W

QUICK START GUIDE

Introduction

Thank you for purchasing the Ubiquiti Networks® EdgePower™. This Quick Start Guide is designed to guide you through installation and also includes warranty terms.

Package Contents



EdgePower EP-54V-72W



Mount Brackets
(Qty. 2)



Bracket Screws
(Qty. 8)



Wall Mount
Screws
(Qty. 2)



Wall Mount
Anchors
(Qty. 2)



Power Cord



Power Cable with
DC Jack



Power Cable with Ring
Terminals

Installation Requirements

For wall-mounting:

- Drill with 6 mm drill bit
- Phillips screwdriver



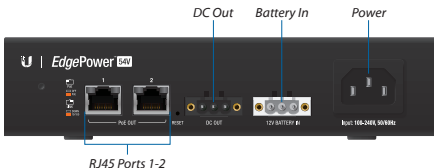
WARNING: To reduce the risk of fire or electric shock, do not expose the EdgePower to rain or moisture.




Note: Although the cabling can be located outdoors, the EdgePower itself should be housed inside a protective enclosure.

Hardware Overview

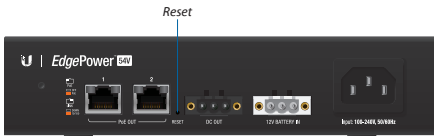
Front Panel Ports



Interface	Description
RJ45 1-2	RJ45 switch ports support 10/100 Ethernet connections and 54V Passive Power over Ethernet (PoE) output.
DC Out	Connect the <i>Power Cable with DC Jack</i> to this terminal block for 54V, 1.3A output.
Battery In	Optional: Connect the <i>Power Cable with Ring Terminals</i> to a 12V lead acid battery (not included).
Power	Connect the included <i>Power Cord</i> .

 **Note:** The external battery may be used as a hot backup. It will provide continuous power in the event of an interruption or loss of power on the *Power* port.

Front Panel Button



Button	Description
Reset	<p>To reset to factory defaults:</p> <ol style="list-style-type: none">1. Disconnect power from the EdgePower.2. Reconnect power while holding the Reset button. The port LEDs will repeatedly light up in sequential order (this takes approximately 5 seconds).3. When both port LEDs flash twice at the same time, release the Reset button.

Front Panel LEDs

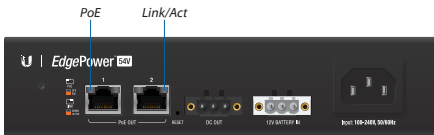


System LED

State	Status
Flashing White	Bootup in progress.
White	Ready for use, not connected to Ubiquiti® Network Management System (UNMS™).
Blue	Ready for use, connected to UNMS.
Steady Blue with Occasional Flashing	Ready for use, unable to connect to UNMS, check connection to UNMS server.
Quickly Flashing Blue	Used to locate a device in UNMS.
Alternating Blue/White	Firmware upgrade in progress.

You can use the EdgePower Configuration Interface or UNMS to manage your device. UNMS lets you configure, monitor, upgrade, and back up your devices using a single application. Get started at www.unms.com

RJ45 LEDs



LED	State	Status
PoE	Off	No Power over Ethernet
	Amber	54V Power over Ethernet
Link/ Activity	Off	No Link
	Amber	Link Established at 10/100 Mbps
	Amber Flashing	Link Activity at 10/100 Mbps

Hardware Installation

The EdgePower can be mounted on a horizontal surface, mounted on a vertical surface, or mounted in a rack (rackmount accessory not included).

! **WARNING:** The EdgePower must not be stacked. Do not place it on top of another device. Do not place anything on top of the EdgePower.

! **WARNING:** FAILURE TO PROVIDE PROPER VENTILATION MAY CAUSE FIRE HAZARD. KEEP AT LEAST 20 MM OF CLEARANCE NEXT TO THE VENTILATION HOLES FOR ADEQUATE AIRFLOW.

Connecting Power

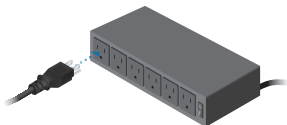
Use the included *Power Cord* to power the EdgePower. You can also use the *Battery Input* option as a hot backup.

Using the Power Cord

1. Connect the *Power Cord* to the *Power* port.




2. Connect the other end of the *Power Cord* to a power outlet.



Using the Battery Input (Optional)

For redundant power backup, connect an external battery (not included) to the EdgePower.

-  **Note:** Only one power source can be used at any one time. With both power sources connected, the AC input will be used; the battery input defaults to backup.

1. Connect the 3-pin terminal block connector of the *Power Cable with Ring Terminals* to the *Battery In* port.



2. Wire the other end of the DC/DC power cable to an external 12VDC battery.

Connecting Ethernet

1. Connect an Ethernet cable from your 54V PoE device(s) to ports 1-2 on the EdgePower.

! **WARNING:** Before enabling PoE out in the EdgePower Configuration Interface, ensure that the connected PoE device supports 54V Passive PoE.



Connecting DC Output


1. Connect the 3-pin terminal block connector of the *Power Cable with DC Jack* to the *DC Out* port.



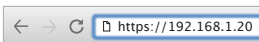
2. Connect the other end of the DC/DC power cable to a device with a DC jack.

Accessing the Configuration Interface

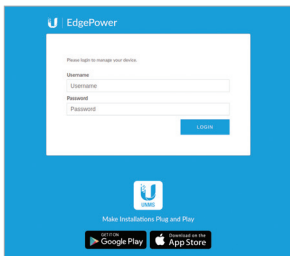
Access the EdgePower Configuration Interface to monitor status and power consumption, or to configure 54V Passive PoE and network settings.

 **Note:** The EdgePower is set to *DHCP* by default with a fallback IP address of *192.168.1.20*.

1. Launch your web browser. Type the appropriate IP address in the address field. Press **enter** (PC) or **return** (Mac).



2. The login screen will appear. Enter **ubnt** in the *Username* and *Password* fields. Click **Login**.



The EdgePower Configuration Interface will appear. Customize additional settings as needed. For 54V Passive PoE configuration, refer to the *Configuring PoE Settings* section.

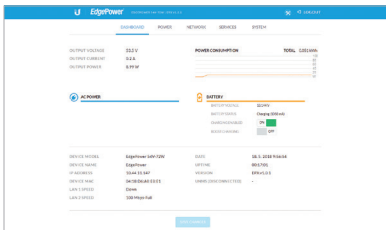
You can also manage your device using UNMS, which lets you configure, monitor, upgrade, and back up your devices using a single application. Get started at **www.unms.com**

Configuring PoE Settings

The PoE setting for ports 1-2 is set to *Off* by default.

! **WARNING:** Before activating PoE, ensure that the connected device supports passive PoE and the supplied voltage.

1. In the EdgePower Configuration Interface, click the **Power** tab.

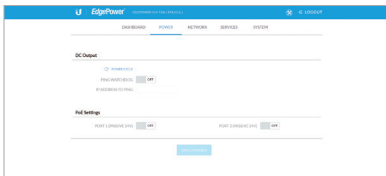


The screenshot shows the EdgePower configuration interface with the 'POWER' tab selected. The interface includes the following sections:

- Dashboard:** Shows output voltage (33.3 V), output current (0.2 A), and output power (6.66 W).
- Power Consumption:** A line graph showing power consumption over time, with a total of 0.01 kWh.
- AC Power:** A section with a blue header and a power icon.
- Battery:** A section with an orange header and a battery icon, showing battery voltage (3.07V), battery status (Charge 99%), charge enabled (on), and boost enabled (off).
- System Information:** A table with the following data:

Device Model	EdgePower 54V-72W	Date	18.5.2018 16:03:4
Device Name	EdgePower	Uptime	80:27:50
IP Address	192.168.1.54	Version	6.0v1.0.0
Device MAC	24:00:00:00:00:00	Manufacturer	-
LAN 1 Speed	10Mbps		
LAN 2 Speed	100Mbps Full		

2. For the appropriate port, click to enable 54V Passive PoE.



The screenshot shows the EdgePower configuration interface with the 'POWER' tab selected. The interface displays the following sections:

- DC Output:** A section with a blue header and a power icon, showing power enabled (off), power address (off), and power address to ping (off).
- PoE Settings:** A section with a blue header and a power icon, showing port 1 54V PoE (off) and port 2 54V PoE (off).

3. Click **Save Changes**.


Specifications


EP-54V-72W	
Dimensions	115 x 192 x 43.7 mm (4.53 x 7.56 x 1.72")
Weight	650 g (1.43 lb)
Interfaces Networking Management	(2) 10/100 Mbps RJ45 Ports Ethernet In-Band
PoE Output	(2) 54VDC Passive PoE (Pins 4, 5+; 7, 8-)
DC Output	54V, 1.3A
Power Method AC Input Battery Input	100-240VAC, 50-60 Hz, Universal Input DC Terminal Block
Power Supply AC Input Battery Input	AC/DC 72W 12VDC Lead Acid Battery*
Max. Power Consumption System Output	2W 72W
LEDs System RJ45 Data Ports	Status PoE; Link/Activity
ESD/EMP Protection	Air: ± 12 kV, Contact: ± 12 kV
Operating Temperature	0 to 40° C (32 to 104° F)
Operating Humidity	10 to 90% Noncondensing
Certifications	CE, FCC, IC


* Battery not included.


Safety Notices

1. Read, follow, and keep these instructions.
2. Heed all warnings.
3. Only use attachments/accessories specified by the manufacturer.

 **WARNING:** Failure to provide proper ventilation may cause fire hazard. Keep at least 20 mm of clearance next to the ventilation holes for adequate airflow.

 **WARNING:** To reduce the risk of fire or electric shock, do not expose this product to rain or moisture.

 **WARNING:** Do not use this product in location that can be submerged by water.

 **WARNING:** Avoid using this product during an electrical storm. There may be a remote risk of electric shock from lightning.

Electrical Safety Information

1. Compliance is required with respect to voltage, frequency, and current requirements indicated on the manufacturer's label. Connection to a different power source than those specified may result in improper operation, damage to the equipment or pose a fire hazard if the limitations are not followed.
2. There are no operator serviceable parts inside this equipment. Service should be provided only by a qualified service technician.
3. This equipment is provided with a detachable power cord which has an integral safety ground wire intended for connection to a grounded safety outlet.
 - a. Do not substitute the power cord with one that is not the provided approved type. Never use an adapter plug to connect to a 2-wire outlet as this will defeat the continuity of the grounding wire.
 - b. The equipment requires the use of the ground wire as a part of the safety certification, modification or misuse can provide a shock hazard that can result in serious injury or death.
 - c. Contact a qualified electrician or the manufacturer if there are questions about the installation prior to connecting the equipment.
 - d. Protective earthing is provided by Listed AC adapter. Building installation shall provide appropriate short-circuit backup protection.
 - e. Protective bonding must be installed in accordance with local national wiring rules and regulations.

Limited Warranty

www.ubnt.com/support/warranty/

The limited warranty requires the use of arbitration to resolve disputes on an individual basis, and, where applicable, specify arbitration instead of jury trials or class actions.

Compliance

FCC

Changes or modifications not expressly approved by the party responsible for compliance could void the user's authority to operate the equipment.

This device complies with Part 15 of the FCC Rules. Operation is subject to the following two conditions:

1. This device may not cause harmful interference, and
2. This device must accept any interference received, including interference that may cause undesired operation.

NOTE: This equipment has been tested and found to comply with the limits for a Class A digital device, pursuant to part 15 of the FCC Rules. These limits are designed to provide reasonable protection against harmful interference when the equipment is operated in a commercial environment. This equipment generates, uses, and can radiate radio frequency energy and, if not installed and used in accordance with the instruction manual, may cause harmful interference to radio communications. Operations of this equipment in a residential area is likely to cause harmful interference in which case the user will be required to correct the interference at his own expense.

ISED Canada

CAN ICES-3(A)/NMB-3(A)

This Class A digital apparatus complies with Canadian CAN ICES-003.

CAN ICES-3(A)/NMB-3(A)

Cet appareil numérique de la classe A est conforme à la norme NMB-003 du Canada.

Australia and New Zealand



Warning: Operation of this equipment in a residential environment could cause radio interference.

CE Marking

CE marking on this product represents the product is in compliance with all directives that are applicable to it.



RoHS/WEEE Compliance Statement



English

European Directive 2012/19/EU requires that the equipment bearing this symbol on the product and/or its packaging must not be disposed of with unsorted municipal waste. The symbol indicates that this product should be disposed of separately from regular household waste streams. It is your responsibility to dispose of this and other electric and electronic equipment via designated collection facilities appointed by the government or local authorities. Correct disposal and recycling will help prevent potential negative consequences to the environment and human health. For more detailed information about the disposal of your old equipment, please contact your local authorities, waste disposal service, or the shop where you purchased the product.

Deutsch

Die Europäische Richtlinie 2012/19/EU verlangt, dass technische Ausrüstung, die direkt am Gerät und/oder an der Verpackung mit diesem Symbol versehen ist, nicht zusammen mit unsortiertem Gemeindeabfall entsorgt werden darf. Das Symbol weist darauf hin, dass das Produkt von regulärem Haushaltsmüll getrennt entsorgt werden sollte. Es liegt in Ihrer Verantwortung, dieses Gerät und andere elektrische und elektronische Geräte über die dafür zuständigen und von der Regierung oder örtlichen Behörden dazu bestimmten Sammelstellen zu entsorgen. Ordnungsgemäßes Entsorgen und Recyceln trägt dazu bei, potentielle negative Folgen für Umwelt und die menschliche Gesundheit zu vermeiden. Wenn Sie weitere Informationen zur Entsorgung Ihrer Altgeräte benötigen, wenden Sie sich bitte an die örtlichen Behörden oder städtischen Entsorgungsdienste oder an den Händler, bei dem Sie das Produkt erworben haben.

Español

La Directiva 2012/19/UE exige que los equipos que lleven este símbolo en el propio aparato y/o en su embalaje no deben eliminarse junto con otros residuos urbanos no seleccionados. El símbolo indica que el producto en cuestión debe separarse de los residuos domésticos convencionales con vistas a su eliminación. Es responsabilidad suya desechar este y cualesquiera otros aparatos eléctricos y electrónicos a través de los puntos de recogida que ponen a su disposición el gobierno y las autoridades locales. Al desechar y reciclar correctamente estos aparatos estará contribuyendo a evitar posibles consecuencias negativas para el medio ambiente y la salud de las personas. Si desea obtener información más detallada sobre la eliminación segura de su aparato usado, consulte a las autoridades locales, al servicio de recogida y eliminación de residuos de su zona o pregunte en la tienda donde adquirió el producto.

Français

La directive européenne 2012/19/UE exige que l'équipement sur lequel est apposé ce symbole sur le produit et/ou son emballage ne soit pas jeté avec les autres ordures ménagères. Ce symbole indique que le produit doit être éliminé dans un circuit distinct de celui pour les déchets des ménages. Il est de votre responsabilité de jeter ce matériel ainsi que tout autre matériel électrique ou électronique par les moyens de collecte indiqués par le gouvernement et les pouvoirs publics des collectivités territoriales. L'élimination et le recyclage en bonne et due forme ont pour but de lutter contre l'impact néfaste potentiel de ce type de produits sur l'environnement et la santé publique. Pour plus d'informations sur le mode d'élimination de votre ancien équipement, veuillez prendre contact avec les pouvoirs publics locaux, le service de traitement des déchets, ou l'endroit où vous avez acheté le produit.

Italiano

La direttiva europea 2012/19/UE richiede che le apparecchiature contrassegnate con questo simbolo sul prodotto e/o sull'imballaggio non siano smaltite insieme ai rifiuti urbani non differenziati. Il simbolo indica che questo prodotto non deve essere smaltito insieme ai normali rifiuti domestici. È responsabilità del proprietario smaltire sia questi prodotti sia le altre apparecchiature elettriche ed elettroniche mediante le specifiche strutture di raccolta indicate dal governo o dagli enti pubblici locali. Il corretto smaltimento ed il riciclaggio aiuteranno a prevenire conseguenze potenzialmente negative per l'ambiente e per la salute dell'essere umano. Per ricevere informazioni più dettagliate circa lo smaltimento delle vecchie apparecchiature in Vostro possesso, Vi invitiamo a contattare gli enti pubblici di competenza, il servizio di smaltimento rifiuti o il negozio nel quale avete acquistato il prodotto.

Declaration of Conformity

български [Bulgarian] С настоящото UBIQUITI NETWORKS декларира, че това устройство EP-54V-72W е в съответствие със съществените изисквания и други приложими разпоредби на Директиви 2014/30/ЕС, 2014/35/ЕС. Цялостният текст на ЕС декларацията за съответствие може да се намери на следния интернет адрес: www.ubnt.com/compliance

Hrvatski [Croatian] UBIQUITI NETWORKS ovim putem izjavljuje da je ovaj uređaj EP-54V-72W sukladan osnovnim zahtjevima i ostalim bitnim odredbama Direktiva 2014/30/EU, 2014/35/EU. Cjeloviti tekst EU izjave o sukladnosti dostupan je na sljedećoj internetskoj adresi: www.ubnt.com/compliance

Čeština [Czech] UBIQUITI NETWORKS tímto prohlašuje, že toto EP-54V-72W zařízení, je ve shodě se základními požadavky a dalšími příslušnými ustanoveními směrnic 2014/30/EU, 2014/35/EU. Úplné znění EU prohlášení o shodě je k dispozici na této internetové adrese: www.ubnt.com/compliance

Dansk [Danish] Hermed, UBIQUITI NETWORKS, erklærer at denne EP-54V-72W enhed, er i overensstemmelse med de væsentlige krav og øvrige relevante krav i direktiver 2014/30/EU, 2014/35/EU. EU-overensstemmelseserklæringens fulde tekst kan findes på følgende internetadresse: www.ubnt.com/compliance

Nederlands [Dutch] Hierbij verklaart UBIQUITI NETWORKS, dat deze EP-54V-72W apparaat, in overeenstemming is met de essentiële eisen en de andere relevante bepalingen van richtlijnen 2014/30/EU, 2014/35/EU. De volledige tekst van de EU-conformiteitsverklaring kan worden geraadpleegd op het volgende internetadres: www.ubnt.com/compliance

English Hereby, UBIQUITI NETWORKS, declares that this EP-54V-72W device, is in compliance with the essential requirements and other relevant provisions of Directives 2014/30/EU, 2014/35/EU. The full text of the EU declaration of conformity is available at the following internet address: www.ubnt.com/compliance

Eesti keel [Estonian] Käesolevaga UBIQUITI NETWORKS kinnitab, et antud EP-54V-72W seade, on vastavus oluliste nõuetele ja teistele asjakohastele sätetele direktiivide 2014/30/EL, 2014/35/EL. Eli vastavusdeklaratsiooni täielik tekst on kättesaadav järgmisel internetiaadressil: www.ubnt.com/compliance

Suomi [Finnish] Täten UBIQUITI NETWORKS vakuuttaa, että tämä EP-54V-72W laite, on yhdenmukainen olennaisten vaatimusten ja muiden sitä koskevien direktiivien 2014/30/EU, 2014/35/EU. EU-vaatimustenmukaisuusvakuutuksen täysimittainen teksti on saatavilla seuraavassa internetosoitteessa: www.ubnt.com/compliance

Français [French] Par la présente UBIQUITI NETWORKS déclare que l'appareil EP-54V-72W, est conforme aux exigences essentielles et aux autres dispositions pertinentes des directives 2014/30/UE, 2014/35/UE. Le texte complet de la déclaration UE de conformité est disponible à l'adresse internet suivante: www.ubnt.com/compliance

Deutsch [German] Hiermit erklärt UBIQUITI NETWORKS, dass sich dieses EP-54V-72W Gerät, in Übereinstimmung mit den grundlegenden Anforderungen und den anderen relevanten Vorschriften der Richtlinien 2014/30/EU, 2014/35/EU befindet. Der vollständige Text der EU-Konformitätserklärung ist unter der folgenden Internetadresse verfügbar: www.ubnt.com/compliance

Ελληνικά [Greek] Δια του παρόντος, UBIQUITI NETWORKS, δηλώνει ότι αυτή η συσκευή EP-54V-72W, είναι σε συμμόρφωση με τις βασικές απαιτήσεις και τις λοιπές σχετικές διατάξεις των οδηγιών 2014/30/ΕΕ, 2014/35/ΕΕ. Το πλήρες κείμενο της δήλωσης συμμόρφωσης ΕΕ διατίθεται στην ακόλουθη ιστοσελίδα στο διαδίκτυο: www.ubnt.com/compliance

Magyar [Hungarian] Ezennel UBIQUITI NETWORKS kijelenti, hogy ez a EP-54V-72W készülék megfelel az alapvető követelményeknek és más vonatkozó 2014/30/EU, 2014/35/EU irányelvek rendelkezéseit. Az EU-megfelelőségi nyilatkozat teljes szövege elérhető a következő internetes címen: www.ubnt.com/compliance

Íslenska [Icelandic] Hér, UBIQUITI NETWORKS, því yfir að þetta EP-54V-72W tæki er í samræmi við grunnkröfur og önnur viðeigandi ákvæði tilskipana 2014/30/ESB, 2014/35/ESB. Fullur texti ESB samræmisýfirlýsing er að finna á eftirfarandi netfangi: www.ubnt.com/compliance

Italiano [Italian] Con la presente, UBIQUITI NETWORKS, dichiara che questo dispositivo EP-54V-72W, è conforme ai requisiti essenziali ed alle altre disposizioni pertinenti delle direttive 2014/30/UE, 2014/35/UE. Il testo completo della dichiarazione di conformità UE è disponibile al seguente indirizzo Internet: www.ubnt.com/compliance

Latviešu valoda [Latvian] Ar šo, UBIQUITI NETWORKS, deklarē, ka EP-54V-72W ierīce, ir saskaņā ar būtiskajām prasībām un citiem attiecīgiem noteikumiem Direktīvās 2014/30/ES, 2014/35/ES. Pilns ES atbilstības deklarācijas teksts ir pieejams šādā interneta vietnē: www.ubnt.com/compliance

Lietuvių kalba [Lithuanian] UBIQUITI NETWORKS deklaruoja, kad šis EP-54V-72W įrenginys atitinka esminius reikalavimus ir kitas 2014/30/ES, 2014/35/ES Direktyvų nuostatas. Visas ES atitikties deklaracijos tekstas prieinamas šiuo interneto adresu: www.ubnt.com/compliance

Malti [Maltese] Hawnehkk, UBIQUITI NETWORKS, tidjikkja li dan il-mezz EP-54V-72W huwa konformi mar-rekwiżiti essenzjali u dispożizzjonijiet rilevanti oħrajn ta' Direttivi 2014/30/UE, 2014/35/UE. Id-dikjarazzjoni tal-konformità tista' tiġi kkonsultata minn www.ubnt.com/compliance

Norsk [Norwegian] Herved UBIQUITI NETWORKS, erklærer at denne EP-54V-72W enheten, er i samsvar med de grunnleggende kravene og andre relevante bestemmelser i direktivene 2014/30/EU, 2014/35/EU. Den fulle teksten til EU-samsvarserklæringen er tilgjengelig på følgende internetadresse: www.ubnt.com/compliance

Polski [Polish] Niniejszym, UBIQUITI NETWORKS, oświadcza, że urządzenie EP-54V-72W, jest zgodny z zasadniczymi wymaganiami oraz pozostałymi stosownymi postanowieniami Dyrektywy 2014/30/UE, 2014/35/UE. Pełny tekst deklaracji zgodności UE jest dostępny pod następującym adresem internetowym: www.ubnt.com/compliance

Português [Portuguese] UBIQUITI NETWORKS declara que este dispositivo EP-54V-72W, está conforme com os requisitos essenciais e outras disposições das Directivas 2014/30/UE, 2014/35/UE. O texto integral da declaração de conformidade está disponível no seguinte endereço de Internet: www.ubnt.com/compliance

Română [Romanian] Prin prezenta, UBIQUITI NETWORKS declară că acest dispozitiv EP-54V-72W este în conformitate cu cerințele esențiale și alte prevederi relevante ale Directivelor 2014/30/UE, 2014/35/UE. Textul integral al declarației UE de conformitate este disponibil la următoarea adresă internet: www.ubnt.com/compliance

Slovenčina [Slovak] Týmto UBIQUITI NETWORKS, prehlasuje, že toto EP-54V-72W zariadenie, je v súlade so základnými požiadavkami a ďalšími relevantnými ustanoveniami smernice 2014/30/EÚ, 2014/35/EÚ. Úplné EÚ vyhlásenie o zhode je k dispozícii na tejto internetovej adrese: www.ubnt.com/compliance

Slovenščina [Slovenian] Družba UBIQUITI NETWORKS izjavlja, da je naprava EP-54V-72W v skladu z obveznimi zahtevami in drugimi ustreznimi določbami direktiv 2014/30/EU in 2014/35/EU. Celotno besedilo izjave EU o skladnosti je na voljo na naslednjem spletnem naslovu: www.ubnt.com/compliance

Español [Spanish] Por medio de la presente UBIQUITI NETWORKS declara que este dispositivo EP-54V-72W, cumple con los requisitos esenciales y cualesquiera otras disposiciones aplicables o exigibles de las Directivas 2014/30/UE, 2014/35/UE. El texto completo de la declaración UE de conformidad está disponible en la dirección Internet siguiente: www.ubnt.com/compliance

Svenska [Swedish] Härmed UBIQUITI NETWORKS, intygat att denna EP-54V-72W enhet är i överensstämmelse med de väsentliga egenskapskrav och övriga relevanta bestämmelser som framgår av direktiven 2014/30/EU, 2014/35/EU. Den fullständiga texten till EU-försäkran om överensstämmelse finns på följande webbadress: www.ubnt.com/compliance

Online Resources

Support help.ubnt.com

Community community.ubnt.com

Downloads downloads.ubnt.com



www.ubnt.com

Ubiquiti Networks, Inc.
685 Third Avenue, 27th Floor
New York, NY 10017
USA

©2018-2019 Ubiquiti Networks, Inc. All rights reserved. Ubiquiti, Ubiquiti Networks, the Ubiquiti U logo, the Ubiquiti beam logo, EdgeMAX, EdgeOS, EdgePower, TOUGHCable, and UNMS are trademarks or registered trademarks of Ubiquiti Networks, Inc. in the United States and in other countries. Apple and the Apple logo are trademarks of Apple Inc., registered in the U.S. and other countries. App Store is a service mark of Apple Inc., registered in the U.S. and other countries. Android, Google, Google Play, the Google Play logo and other marks are trademarks of Google LLC. All other trademarks are the property of their respective owners.

JLNB032819